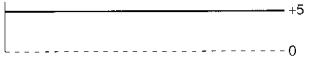











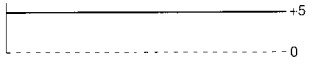
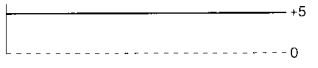


Comp	Name Circ/IC	Scope	Freq.	Data H/L/A	Description
7	Sg6a		*		Input no.6
8	Sc16		*		Input no.7
9	Sc16		0		Input no.8
10	Gnd		*		Ground
11	TP914		*		Output no.8
12	TP914		*		Output no.7
13			*		Not connected
14			*		Not connected
15	TP912		*		Output no.4
16	TP912		*		Output no.3
17	TP911		**		Output no.2
18	TP911		**		Output no.1
19	Ey		0		Control signal
20	Vcc		0		Power supply
			*		PULSES DURING AUTOSET
			**		SPIKES DURING AUTOSET